

INSPECTION

NOTICE:

When using a vise, do not overtighten it.

1. CHECK OIL CLEARANCE BETWEEN VANE PUMP SHAFT AND BUSHING

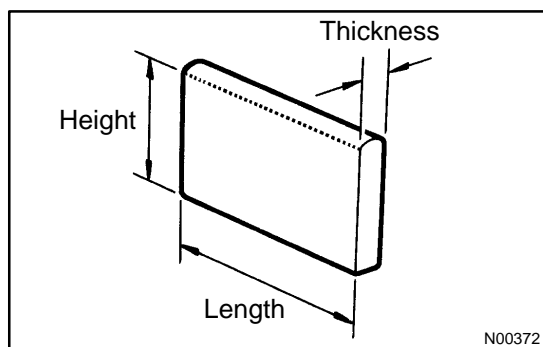
Using a micrometer and caliper gauge, measure the oil clearance.

Standard clearance:

0.03 - 0.05 mm (0.0012 - 0.0020 in.)

Maximum clearance: 0.07 mm (0.0028 in.)

If it is more than the maximum, replace the vane pump shaft and front housing.



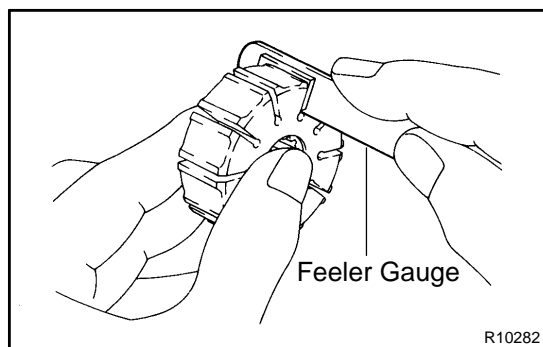
2. INSPECT VANE PUMP ROTOR AND VANE PLATES

- (a) Using a micrometer, measure the height, thickness and length of the vane plates.

Minimum height: 8.6 mm (0.339 in.)

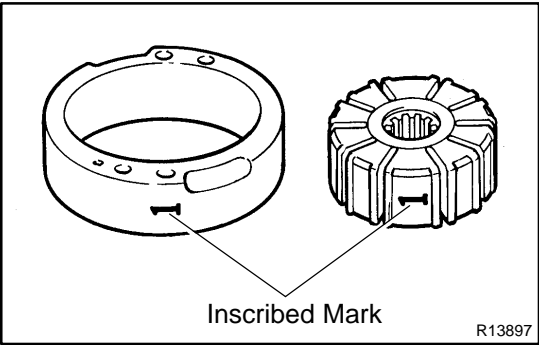
Minimum thickness: 1.397 mm (0.0550 in.)

Minimum length: 14.991 mm (0.5902 in.)



- (b) Using a feeler gauge, measure the clearance between the vane pump rotor groove and vane plate.

Maximum clearance: 0.035 mm (0.0014 in.)



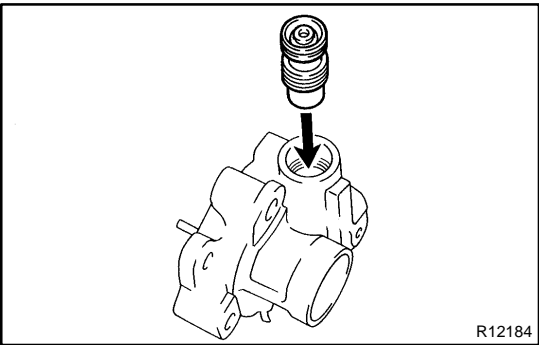
If it is more than the maximum, replace the vane plate and/or vane pump rotor with one having the same mark stamped on the cam ring.

Inscribed mark: 1, 2, 3, 4 or None

HINT:

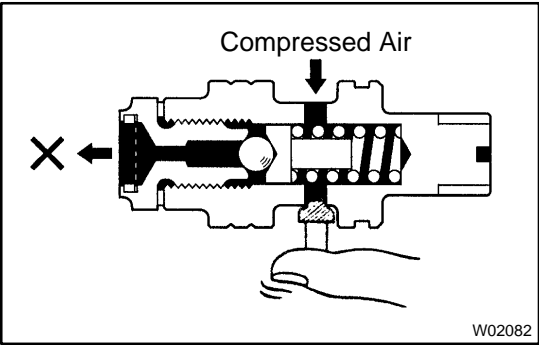
There are 5 vane plate lengths with the following vane pump rotor and cam ring marks:

Rotor and cam ring mark	Vane plate part number	Vane plate length mm (in.)
None	44345-26010	14.999-15.001 (0.59051-0.59059)
1	44345-26020	14.997-14.999 (0.59043-0.59051)
2	44345-26030	14.995-14.997 (0.59035-0.59043)
3	44345-26040	14.993-14.995 (0.59027-0.59035)
4	44345-26050	14.991-14.993 (0.59020-0.59027)

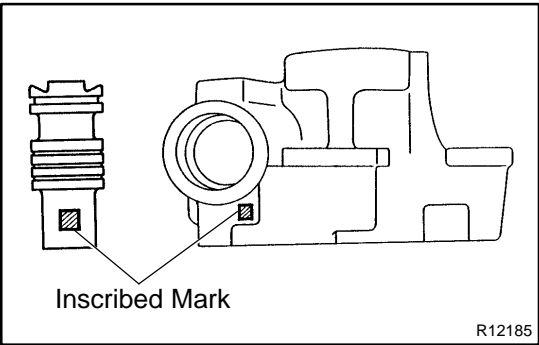


3. INSPECT FLOW CONTROL VALVE

(a) Coat the flow control valve with power steering fluid and check that it falls smoothly into the flow control valve hole by its own weight.

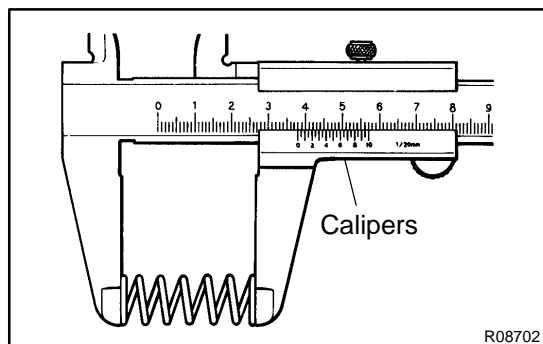


(b) Check the flow control valve for leakage. Close one of the holes and apply 392 - 490 kPa (4 - 5 kgf/cm², 57 - 71 psi) of compressed air into the opposite side hole, and confirm that air does not come out from the end hole.



If necessary, replace the flow control valve with one having the same letter as inscribed on the front housing.

Inscribed mark: A, B, C, D, E or F



4. INSPECT SPRING

Using vernier calipers, measure the free length of the spring.

Minimum free length: 33.2 mm (1.307 in.)

If it is not within specification, replace the spring.